
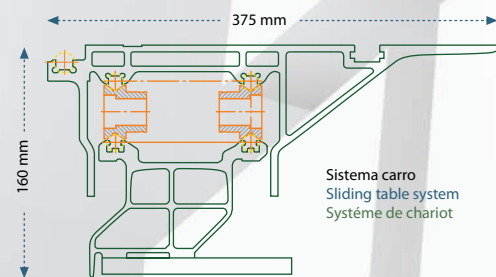




SIERRAS ESCUADRADORAS
PANEL SAWS SCIES À FORMAT

SC-315/2600 PRO

Escuadradora con carro de aluminio
2.600mm. e incisor
Panel saw with aluminium sliding table
2.600 with scoring blade
Scie à format chariot aluminium
2.600mm. et inciseur



Extensión palograma Rip fence extension
Palograme extensible




Sierra circular grupo incisor Circular saw scoring
group Scie circulaire groupe inciseur



Inclinación palograma Tilting rip Fence
Inclinaison de palograme




Volante de inclinación Tilt wheel
Volant de inclinaison



Grupo
Group
Groupe



Corte paralelo Cutting width Coupe parallèle



Regulación grupo incisor Scoring group adjust
Réglage groupe inciseur

SC-315/2600PRO

Ø Disco	Main saw Blade	Disque	315/30 mm.
R.p.m. disco	Main Blade speed	Vitesse rotation disque	4.500
Potencia motor	Main motor power	Puissance moteur	4HP (Mono.220V)
Ø Disco Incisor	Scoring saw Blade	Disque inciseur	120/20 mm.
R.p.m. disco incisor	Scoring Blade speed	Vitesse rotation inciseur	8.000
Potencia	Scoring Blade motor power	Puissance moteur inciseur	3/4HP
Inclinación 0/45°	Inclination 0/45°	Inclinaison 0/45°	
Altura de corte 45°	Cutting height 45°	Hauteur de coupe 45°	72 mm.
Altura de corte 90°	Cutting height 90°	Hauteur de coupe 90°	102 mm.
Corte paralelo	Parallel cutting	Coupe parallèle	1250 mm.
Medidas carro	Table size	Dimensions chariot	2.600 x 375 mm.
2.900 x 3.470 x 870 mm.		580 Kg.	



Maquinaria Disber S.L.U.
disber.com · woodman.es
e-mail: disber@disber.com · Tel: (+34) 961221600
Avda. Espioca, 112 (C/ La Mariola)
46460 SILLA - Valencia - (Spain)